

VID Fire-Kill model OH-L2



Applications:

VID Model OH-L2 is an automatic low pressure water mist nozzle for automatic fire protection of locations with LR fire hazards such as hotel rooms, small offices, restaurant seating areas and other locations with ceiling heights up to 5.0 m having similar fire hazards.

Description:

The Model OH-L2 automatic low pressure water mist nozzle is a modern mean of providing fire protection with water mist. The nozzle design is based upon more than 20 years of experience from designing and manufacturing fire sprinklers and water mist nozzles.

Model OH-L2 combines the advantages of the fire sprinkler technology with the advantages of the water mist technology providing the reliability, low water pressure and enhanced fire fighting performances from sprinklers and combining it with the low water requirements from water mist nozzles.

The Model OH-L2 is visually discrete, and the nozzles bend into the ceiling surfaces.

Installation:

The Model OH-L2 is simple to install and being installed flush with the ceiling surface and with the unique rosette, it forms a perfect ceiling structure.

Automatic Model OH-L2 nozzles are installed in pendant position in wet nozzle pipes with a maximum spacing of 4m between nozzles, and maximum 2m from nozzles to the walls. The nozzles should be installed in clean nozzle pipes made of non corrosive material when filled with water, and which are acceptable to the authorities having jurisdiction.

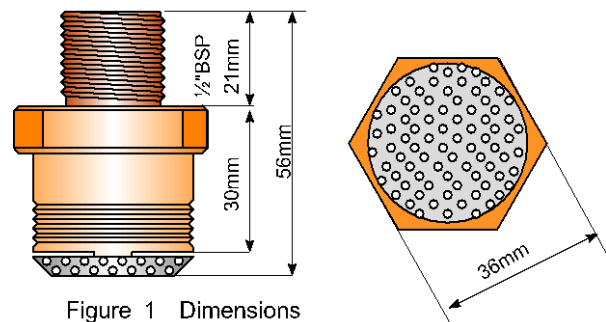


Figure 1 Dimensions

Model OH-L2 are to be installed in hydraulic designed pipe systems having identical design areas and water supply designs as required by the authority having jurisdiction for sprinkler systems for similar fire hazard classes.

Automatic Low Pressure Water Mist Nozzle Model OH-L2

Data-Sheet No.: 081203-2

Pipes should have clean internal surfaces, which are free from any kind of impurities.

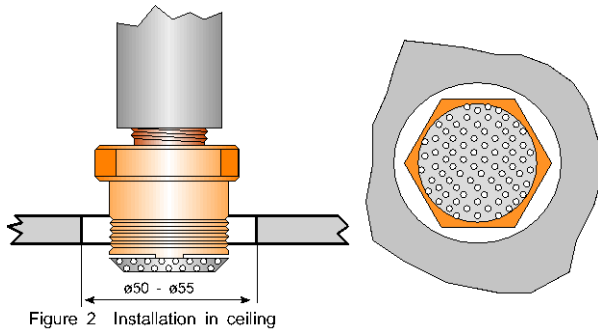


Figure 2 Installation in ceiling

Model OH-L2 nozzle is installed in accordance with figure 2 & 3, with the nozzle head positioned “flush” to the ceiling surface. After installation the Model OH-R rosette is fitted onto the nozzle to make a fine finish around the concealed nozzle.

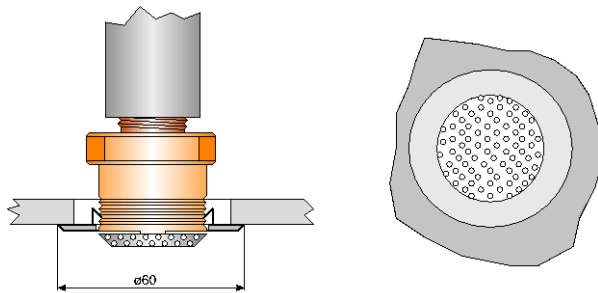


Figure 3 Installation of rosette

Technical data and requirements:

General:

Minimum water pressure on nozzle (bar):	6
Maximum working pressure: (bar)	16
Nozzle k-factor (l/min/ $\sqrt{\text{bar}}$) ($\pm 5\%$)	14,29
Nozzle material (nozzle house):	Brass
Nozzle strainer:	Stainless steel
Nozzle cover:	Aluminium
Nominal release temp.:	57,68,79,93,141(°C)
Time response index (metric) RTI < 45 fast response class	
Finish on cover plate:	chrome, gold, painted
Painted finishes:	Std. white RAL 9001
Other RAL colours available as options.	

Nozzle installation:

Nozzle position:	Pendant
Nozzle to be installed with cover plate positioned minimum 7mm below the ceiling surface.	
Maximum spacing nozzle to wall:	2m
Maximum spacing between nozzles:	4m

Hydraulic system design:

Design water density:	2,2 mm/m ²
Design coverage area:	As for sprinkler systems installed in similar hazards.

System design:

System is to be designed in accordance with requirements for applicable sprinkler systems for protection of similar fire hazards, with the exceptions of the Model OH-L2 requiring:

- Less water supply, water densities, and water reservoirs.
- Pipes should be made in non corrosive material.
- There shall be fitted a strainer, with sufficient capacity of minimum 30 minutes water duration and with a mesh size of 1mm - 1,2mm on the water supply pipe to the nozzle pipes. The filter should be easy to access, and it should be possible to clean the filter after the system has been activated.
- The alarm valve should not include a by-pass exceeding a k-factor of 5 (litres/minute/ $\sqrt{\text{bar}}$).

Locations and Hazards:

Hazards: Hotel rooms, small offices, seating areas in restaurants, clubs, schools, homes, institutions, museums, churches, theatres etc.

Ceiling height: Up to 5,0 m

Maintenance and checks:

- Inspection of deliveries: All nozzles delivered should be checked for damage during transportation, and to have the required nominal release temperature. The nozzles should be visually checked to see that the glass bulbs have not been damaged.
- During installation: During the installation it should be checked that all installed nozzles have no defects. Nozzles which have been dropped or stroked or in any other matter

have been damaged should not be installed.

The nozzles should be returned to the manufacturer for re-testing.

- Commissioning: The system should be leak tested for 30 minutes at 1,5 x system pressure. Afterwards check all nozzles to be correct installed and not to leak. The alarm system and the pump system are tested. During commissioning it should also be checked that the nozzle coverage plates have not been painted on site, and that there is at least 5mm gap between the rosette and the cover plate.
- After system activation due to fire: All activated nozzles should be replaced with new ones, and all nozzles installed in the vicinity of the fire should also be replaced with new nozzles. Nozzles which have not activated may be returned to the manufacturer for tests.
- Regular system inspections: The sprinkler system should be inspected in regular intervals and at least once a year. Pump and alarm valve system should be checked and tested in accordance with current standards for sprinkler systems. The nozzle heads should be inspected not to have had the cover plates painted on site, and that the gap between the cover plate and the rosette is no less than 5mm. If glass bulbs are found not to contain fluids, the nozzle should be changed with a new one, and the re-placed nozzle should be returned to the manufacturer for tests. After maximum 10 years of service, samples of installed sprinklers should be returned to the manufacturer for inspection and test.

Cautions:

- Nozzles which have been dropped or damaged during installation should not be installed.
- Nozzles which have been painted by others than the manufacturer should be replaced with new nozzles.